WINSTONE WELD

Product catalogue

2026 edition



Focused on every weld.

Welding consumables & accessories

Every connection starts with care.



A weld turns separate pieces of metal into a working whole. Behind it are the welder’s skill and the choice of every filler wire, electrode and torch component. WINSTONEWELD focuses on these details—with clear specifications, considered product matching and respect for the craft.

Factory exterior concept



Industrial space concepts exploring clear zoning, orderly workstations and attention to detail.

Workshop layout concept



Industrial space concepts exploring clear zoning, orderly workstations and attention to detail.

MIG torch wear parts

Model / grade / Specifications



P012-C001

MIG contact tips

M6 × 28 / M8 × 30

Bore 0.8 / 1.0 / 1.2 mm; E-Cu or CuCrZr

Match thread, length and torch



P012-C002

MIG gas nozzles

Cylindrical / conical

Outlet ID 12 / 16 / 19 mm; mounting seat to drawing

Shielding gas delivery



P012-C003

Tip holders and diffusers

M6 / M8

M6 length 28 / 32 mm; M8 length 28 / 34 mm

Match interface and gas ports



P012-C004

Torch liners

Steel / PTFE

Example wire 0.8–1.2 mm; trim liner for torch length

Select for steel or soft aluminium wire



P012-C005

Torch insulators

Sleeve / washer

ID, OD, shoulder and thermal rating to assembly drawing

Electrical separation in torch assembly



P012-C049

Dry wire cleaning pads

Dry, unimpregnated

No added lubricant; size to wire-feeder holder

Mechanical wiping of wire surface dust

Wire feeding & TIG parts

Model / grade / Specifications



P012-C052

Torch reamer cutters

Fluted cutter

Shank, OD and cutting length to reamer and nozzle drawing

Robotic torch maintenance



P012-C057

Wire feed drive rolls

V / U / VK grooves

Wire 0.9 / 1.2 / 1.6 mm; bore to feeder

Match solid, aluminium or flux-cored wire



P012-C058

Feeder inlet guides

Inlet / intermediate

Example wire range 0.9–1.2 mm; mounting OD to feeder

Guide wire through the feed mechanism



P012-C006

TIG ceramic cups

13N08 / 09 / 10 / 11 / 12

#4–#8; bore 6.35 / 7.93 / 9.52 / 11.11 / 12.70 mm

2-series standard cups; other families separate



P012-C007

TIG collets and bodies

13N22 / 23 / 24; 13N27 / 28 / 29

For tungsten 1.6 / 2.4 / 3.2 mm

Match collet and body to electrode



P012-C008

TIG gas lenses

45V43 / 45V44 / 45V45

Tungsten 1.6 / 2.4 / 3.2 mm; use matching lens cup

Match screens, cup and insulator

3-series TIG consumables

Model / grade / Specifications



P012-C006-3S

3-series standard TIG cups

10N48 / 10N47 / 10N46

#6 / #7 / #8; bore 9.52 / 11.11 / 12.70 mm

17/18/26 family; female threaded mounting



P012-C006-3G

3-series gas-lens cups

54N16 / 54N15 / 54N14

#6 / #7 / #8; bore 9.52 / 11.11 / 12.70 mm

Match 3-series gas lens and insulator



P012-C007-3C

3-series TIG collets

10N23 / 10N24 / 10N25

For tungsten 1.6 / 2.4 / 3.2 mm respectively

Use with matching collet body



P012-C007-3B

3-series collet bodies

10N31 / 10N32 / 10N28

For tungsten 1.6 / 2.4 / 3.2 mm respectively

Standard cup setup; not a gas-lens cup assembly



P012-C008-3G

3-series TIG gas lenses

45V25 / 45V26 / 45V27

Tungsten 1.6 / 2.4 / 3.2 mm; match 54N-series cups

Confirm cup and insulator



P012-C009-3B

3-series TIG back caps

57Y02 / 57Y03 / 57Y04

Long / medium / short; 17/18/26 family; seal to part

Check thread and seal groove; no cross-family mixing

Tungsten & torch accessories

Model / grade / Specifications



P012-C009

Back caps and seals

Long / medium / short

Separate 9/20 and 17/18/26 families; seal to groove

Electrode retention and rear sealing



P012-C010-L15

1.5% lanthanated tungsten

EWLa-1.5 / WL15

Dia. 1.6 / 2.4 / 3.2 mm; gold end; length per order

Non-thoriated; select for power source and procedure



P012-C010-L20

2% lanthanated tungsten

EWLa-2 / WL20

Dia. 1.6 / 2.4 / 3.2 mm; blue end; length per order

Confirm current and tip preparation



P012-C010-C20

2% ceriated tungsten

EWCe-2 / WC20

Dia. 1.6 / 2.4 / 3.2 mm; grey end; length per order

Selection for low-current precision work



P012-C059

Stud welding chucks

M3 / M4 / M5 / M6 / M8

Match stud head, insertion depth and gun interface

Replacement parts for manual stud welding



P012-C060

Nozzle gas flow tester

Ball type

Range up to 25 L/min; confirm gas and calibration

Check shielding gas at the nozzle

Stainless steel fillers

Model / grade / Specifications



P012-C011-308

308L stainless TIG rods

ER308L

Dia. 1.6 / 2.4 / 3.2 mm; straight rods in tubes

Selection for 304-type stainless steel



P012-C011-309

309L stainless TIG rods

ER309L

Dia. 1.6 / 2.4 mm; straight rods in tubes

Dissimilar joints subject to procedure qualification



P012-C011-316

316L stainless TIG rods

ER316L

Dia. 1.6 / 2.4 / 3.2 mm; straight rods in tubes

Selection for molybdenum-bearing stainless



P012-C012-308

308LSi stainless MIG wire

ER308LSi

Dia. 0.9 / 1.0 / 1.2 mm; spool form

Confirm shielding gas and spool interface



P012-C012-309

309LSi stainless MIG wire

ER309LSi

Dia. 0.9 / 1.0 / 1.2 mm; spool form

Dissimilar joints and transition-layer selection



P012-C012-316

316LSi stainless MIG wire

ER316LSi

Dia. 0.8 / 0.9 / 1.0 / 1.2 mm; spool form

Selection for 316-type stainless steel

Carbon steel & aluminium

Model / grade / Specifications



P012-C013

Carbon steel MIG wire

ER70S-6

Dia. 0.8 / 0.9 / 1.0 / 1.2 / 1.6 mm; finished drawn wire

Confirm copper-coated or uncoated finish



P012-C014

Carbon steel TIG rods

ER70S-2

Dia. 1.6 / 2.4 / 3.2 mm; cut length per order

Carbon steel joints; grades are not interchangeable



P012-C015-43M

4043 aluminium MIG wire

ER4043

Dia. 0.8 / 0.9 / 1.2 mm; spool form

Aluminium-silicon filler



P012-C015-43T

4043 aluminium TIG rods

ER4043

Dia. 2.4 / 3.2 mm; straight rods in tubes

Select for the parent alloy



P012-C015-56M

5356 aluminium MIG wire

ER5356

Dia. 0.9 / 1.2 mm; spool form

Aluminium-magnesium filler



P012-C015-56T

5356 aluminium TIG rods

ER5356

Dia. 2.4 / 3.2 mm; straight rods in tubes

Confirm parent alloy and service temperature

Cored wire & copper fillers

Model / grade / Specifications



P012-C016

Gas-shielded flux-cored wire

Carbon / stainless

Diameter and full classification per procedure; confirm gas

Specify position, impact requirement and gas



P012-C017

Self-shielded flux-cored wire

E71T-11 class

Specify diameter, spool mass and single/multi-pass use

Applicable processes without external shielding gas



P012-C018

Metal-cored welding wire

Steel metal-cored

Full classification, diameter, gas and position per procedure

Selection for mechanised welding



P012-C041

Silicon bronze wire and rods

ERCuSi-A

MIG wire / TIG rods; diameter to joint procedure

Copper alloys and suitable coated steel sheet



P012-C042

Deoxidised copper filler

ERCu

Spool wire / rods; diameter and length per order

Selection for copper joints



P012-C043

Phosphor bronze filler

ERCuSn-A / ERCuSn-C

Separate tin grades; spool wire / straight rods

Copper-tin joints and repair

Copper alloy rods & wire

Model / grade / Specifications



P012-C041-T

Silicon bronze TIG rods

ERCuSi-A

Dia. 1.6–7.0 mm; length 250–3000 mm reference range

Select exact size to joint procedure



P012-C042-T

Deoxidized copper TIG rods

ERCu

Bare straight rods; diameter and cut length per order

Copper welding; confirm base metal and shielding gas



P012-C043-T

Phosphor bronze TIG rods

ERCuSn-A

Dia. 1.6 / 2.4 / 3.2 / 4.0 mm; length specified separately

Keep separate from ERCuSn-C



P012-C044-T

Aluminium bronze TIG rods

ERCuAl-A2

Dia. 1.6–7.0 mm; length 250–3000 mm reference range

Confirm base metal and surfacing procedure



P012-C044

Aluminium bronze filler

ERCuAl-A1 / ERCuAl-A2

Specify alloy, diameter and delivery form

Copper-aluminium joints and surfacing



P012-C045

Copper-nickel filler

ERCuNi

Spool wire / rods; match parent composition

Copper-nickel piping and joints

Alloy fillers & stick electrodes

Model / grade / Specifications



P012-C046

Nickel alloy filler metals

ERNiCrMo-3 / ERNiCr-3 / ERNiCrMo-4

Separate alloys; wire or rods to welding process

Corrosion-resistant alloys and dissimilar joints



P012-C048

Chrome-moly filler metals

ER80S-B2 / ER90S-B3

Diameter, form and heat-treatment requirements per procedure

Selection for heat-resistant steel joints



P012-C019

General-purpose steel electrodes

E6013

2.0 × 300; 2.5 / 3.2 / 4.0 × 350 mm

General carbon steel manual arc welding



P012-C020

Low-hydrogen electrodes

E7018

2.5×350; 3.2 / 4.0×350 or 450; 5.0×450 mm

Follow product-specific drying and storage data



P012-C021

Stainless steel electrodes

E308L / E309L / E316L series

Coating, complete suffix, diameter and length per procedure

Stainless welding and repair



P012-C022

Cast iron repair electrodes

Nickel / nickel-iron

Select for casting type, machinability and repair procedure

Local repair of cast components

Repair & bare brazing fillers

Model / grade / Specifications



P012-C023

Hardfacing consumables

Abrasion / impact

Electrode or cored wire; hardness, layers and crack limits per job

Select for the actual wear mechanism



P012-C047

Tool steel repair filler

For P20 / H13 base steels

Select for base steel, hardness, preheat and postheat

Local tool and die repair



P012-C025

Copper-phosphorus brazing filler

BCuP series

Rod / wire / ring; ring wire diameter, ID and gap to drawing

Selection for copper brazed joints



P012-C026

Cadmium-free silver brazing filler

BAg series

Rod / strip / preform; silver content and size to joint

Confirm cadmium-free composition documentation



P012-C027

Bare brass brazing rods

Cu-Zn / BCuZn series

Bare rods only; confirm diameter, length and joint procedure

Match parent metals and heat source



P012-C028

Aluminium brazing filler

Al-Si / 4047 class

Bare rods / wire only; diameter and length to joint

Select separately from 4043 fusion-welding filler

Weld backing & purge materials

Model / grade / Specifications



P012-C030

Ceramic weld backing

Straight / round / shaped groove

Groove width/depth, block width and tape length to joint

Backing for root-pass formation



P012-C031

Water-soluble purge paper and tape

Sheets / rolls / tape

Thickness, width and length to pipe and installation method

Internal purge-gas dams



P012-C032

Water-soluble purge film

Clear film

Film gauge, width, sealing and dissolution to procedure

Pipe purging applications



P012-C033

Fibreglass weld backing tape

Glass fibre / adhesive

Tape width, glass band and current rating per model

Root shielding and weld backing



P012-C051

Ceramic stud welding ferrules

UF / RF / MF / PF

Match stud end, weld position and bore drawing

Stud-weld pool containment



P012-C063

Weld purge plugs

Expanding nylon

Family range approx. 13–152 mm; seal material to conditions

Select by actual pipe internal diameter

Specialty parts & cutting

Model / grade / Specifications



P012-C035

Spot welding electrode caps

CuCrZr and other copper alloys

Face, profile, taper socket and cooling passage to drawing

Resistance spot-welding replacement parts



P012-C053

Nut-welding locator pins

Metal / ceramic

Shank, locating tip, tolerance and insulation to fixture

Nut projection-welding location



P012-C062

Weld-cleaning carbon brushes

M6 thread

Match brush diameter, length and equipment current

Electrochemical weld cleaning



P012-C064

TIG trailing gas shields

Flat / curved

Shield width, length, curvature and gas fitting to seam

Extend shielding over the cooling weld



P012-C039

Plasma cutting consumables

Electrode / nozzle / swirl ring / shield

Match system, current, gas and torch revision as a set

Do not mix orifice and parts across systems



P012-C040

Oxy-fuel cutting tips

Acetylene / propane series

Specify fuel, connection and cutting-thickness class

Match multi-port design to fuel gas

Connections & welding tools

Model / grade / Specifications



P012-C065

Welding cable connectors

10–25 / 35–50 / 50–70 / 70–95

Cable cross-sections 10–95 mm² in classes; paired ends

Confirm current and duty cycle per model



P012-C066

Welding work-return clamps

300 A class

Reference jaw opening 1½ in (38.1 mm); cable 1/0–2/0 AWG

Verify contact face and cable connection



P012-C067

Stick electrode holders

250–300 A class

Reference electrode max. 3/16 in (4.75 mm); cable 2/0 AWG

Inspect insulation and electrode retention



P012-C068

Replacement clamp contacts

Contact / jaw

Copper alloy; match holes, thread and clamp body to drawing

Work-return clamp repair; not universal-fit



P012-C069

Cutting tip cleaner sets

#6–#26 / 13 wires

13 wire sizes; select to original port, do not enlarge

Mechanical cleaning of oxy-fuel tips



P012-C070

MIG welding pliers

8½ in class

Reference length 216 mm; wire cutting and tip/nozzle service

Match jaws to nozzle and contact tip

Cleaning, inspection & storage

Model / grade / Specifications



P012-C071

Stainless hand scratch brushes

3 × 7 rows

Wire 0.006 in (0.152 mm); trim ½ in (12.7 mm)

Dedicate brush to stainless work



P012-C072

Nozzle bore cleaning brushes

Loop-handle brush

Reference brush Ø20 mm, working length 100 mm; stainless wire 0.15 mm

Clean cooled nozzle interiors



P012-C073

Fillet weld gauge sets

7 leaves / ⅛–1 in

Range ⅛–1 in (3.175–25.4 mm); specify scale system

Distinguish leg size from throat size



P012-C074

Bridge-cam weld gauges

Metric / imperial

Bevel, reinforcement, mismatch and undercut; range per calibration

Specify inspection and calibration requirements



P012-C075

Filler metal storage tubes

350 mm rod class

Reference 350 mm electrodes, 1 kg; internal length and seal to drawing

Storage container; does not replace drying oven



P012-C076

Tungsten storage tubes

175 mm electrode class

Internal length for 175 mm electrodes plus clearance; screw cap

Separate by grade and tip condition

Special stainless TIG fillers

Model / grade / Specifications



P012-C011-310

310 stainless TIG rods

ER310

Dia. 1.6 / 2.4 / 3.2 mm; bare rods

Matching heat-resistant stainless



P012-C011-312

312 dissimilar-steel TIG rods

ER312

Dia. 1.6 / 2.4 / 3.2 mm; bare rods

Dissimilar joints; verify base metals



P012-C011-347

347 stabilized stainless TIG rods

ER347

Dia. 1.6 / 2.4 / 3.2 mm; bare rods

For 321 / 347 type base metals



P012-C011-317L

317L stainless TIG rods

ER317L

Dia. 1.6 / 2.4 / 3.2 mm; bare rods

For 317L process equipment



P012-C011-2209

2209 duplex TIG rods

ER2209

Dia. 1.6 / 2.4 / 3.2 mm; bare rods

For 2205 duplex base metals



P012-C011-2594

2594 superduplex TIG rods

ER2594

Dia. 1.6 / 2.4 / 3.2 mm; bare rods

For 2507 superduplex base metals

Aluminium filler selection

Model / grade / Specifications



P012-C015-5183M

5183 aluminium MIG wire

ER5183

Dia. 0.9 / 1.2 / 1.6 mm; spooled

For 5083 aluminium



P012-C015-5183T

5183 aluminium TIG rods

R5183

Dia. 2.4 / 3.2 mm; bare rods

For 5083 aluminium



P012-C015-5556M

5556 aluminium MIG wire

ER5556

Dia. 1.2 / 1.6 mm; spooled

5xxx alloys; check service temperature



P012-C015-5556T

5556 aluminium TIG rods

R5556

Dia. 1.6 / 2.4 / 3.2 mm; bare rods

5xxx alloys; check service temperature



P012-C015-4047M

4047 aluminium MIG wire

ER4047

Dia. 1.2 / 1.6 mm; spooled

Al-Si joining; match procedure



P012-C015-5554T

5554 aluminium TIG rods

R5554

Dia. 2.4 / 3.2 mm; bare rods

For 5454 aluminium

Nickel & nickel-copper fillers

Model / grade / Specifications



P012-C046-1M

Ni-Cu MIG wire

ERNiCu-7

Dia. 0.035 / 0.045 / 1/16 in; spooled

For N04400 nickel-copper



P012-C046-1T

Ni-Cu TIG rods

ERNiCu-7

Dia. 1/16 / 3/32 / 1/8 in; bare rods

For N04400 nickel-copper



P012-C046-2M

Nickel MIG wire

ERNi-1

Dia. 0.035 / 0.045 / 1/16 in; spooled

For Nickel 200 / 201



P012-C046-2T

Nickel TIG rods

ERNi-1

Dia. 1/16 / 3/32 / 1/8 in; bare rods

For Nickel 200 / 201



P012-C046-3M

Ni-Cr-Mo MIG wire

ERNiCrMo-10

Dia. 0.035 / 0.045 / 1/16 in; spooled

N06022 and dissimilar joints



P012-C046-3T

Ni-Cr-Mo TIG rods

ERNiCrMo-10

Dia. 1/16 / 3/32 / 1/8 in; bare rods

N06022 and dissimilar joints

Precision welding & maintenance

Model / grade / Specifications



P012-C077

TIG diffuser screens

Screen adapters

For 1.6 / 2.4 / 3.2 mm tungsten; OD to seat

Check cup, seat and screen design



P012-C078

TIG filler feed pen

Thumb-roller type

Filler rod dia. 0.8–3.2 mm

Manual TIG filler rod feeding



P012-C010-ORB

Orbital TIG electrodes

WC20 · pre-ground

Dia. 1.0 / 1.6 / 2.4 mm; length and tip to head

Match weld head and tube diameter



P012-C079

Resistance seam wheels

CuCr / CuCrZr

OD, thickness, bore and rim to drawing

Resistance seam welding; match mounting



P012-C080

Electrode dresser blades

D-type cap dressing

Reference cap OD ≤16 mm; face 4 / 5 / 6 / 8 mm

Confirm holder, profile and rotation



P012-C081

Tungsten grinding holders

Manual collet holders

Type I: 1.6 / 2.4 mm; II: 3.2 / 4.0 mm

Hold short tungsten; wheel not included

Let’s talk welding.

Tell us the product, material, process and quantity. Include a drawing or equipment model when matching a replacement part.



Email

info@winstoneglobal.com

WhatsApp +86 138 0666 1202

Ningbo Winstone Industrial Technology Co., Ltd.

Room 35A04, Tower A, Ningbo Center, Yinzhou District, Ningbo, Zhejiang, China

Confirm dimensions, compatibility and filler suitability against your equipment, base metal and welding procedure. Availability, documentation and commercial terms are confirmed with your quotation.

winstoneweld.com/en/